


STEPPING STONES MONTESSORI SCHOOL

3 and 4 year olds	Monday 3/16	Tuesday 3/17	Wednesday 3/18	Thursday 3/19	Friday 3/20
Practical Life		Pouring juice Eating soup Dusting tables Pouring water Spoonng cotton balls	Cutting apples Folding laundry	Squeezing juice Separate toys in bed/playroom by color	Cutting bananas Water plants
Sensorial		Pattern blocks	Taste a new food Find 2 new smells	Color matching Make piles of red, yellow, and blue items from the house	Find 10 things in the house that are circles
Language		L_Spy(resource) and Search and find 5 things in the house that start with the b sound	Tell a story about when someone was young and went on a trip. Explain the details of the trip.	Coloring Alphabet Poem A B C (resource provided)	Search and find 5 things in the house that begin with the c sound
Math		Parents write numbers 0-10 one number on each piece of small paper. Place the numbers face down on the floor. The child picks one number and the adult asks the child to jump or clap or any other gross body movement that number of times.	Using yesterday's numbers ask the child to search and find the amount of any item in the house.	Find 55 of the same item. Ask the child to group items into separate amounts. Use Monday's numbers to label	Ask the child to pick from the four games
Culture		Talk about Saint Patrick's day Watch the St. Patrick's Day video via Resources link	Sing Continent song	With an adult go on a scavenger hunt for signs of Spring outside	Color a flower Talk about parts of the flower.



A is for apple
Crunchy and sweet
Green, yellow, or red
A tasty treat.




A is for apple
Crunchy and sweet
Green, yellow, or red
A tasty treat.




B is for butterfly
A beauty today
It took time and work
To turn out that way.



B is for butterfly
A beauty today
It took time and work
To turn out that way.



C is for caterpillar
All he does is eat
And walk around
On sixteen feet.



C is for caterpillar
All he does is eat
And walk around
On sixteen feet.

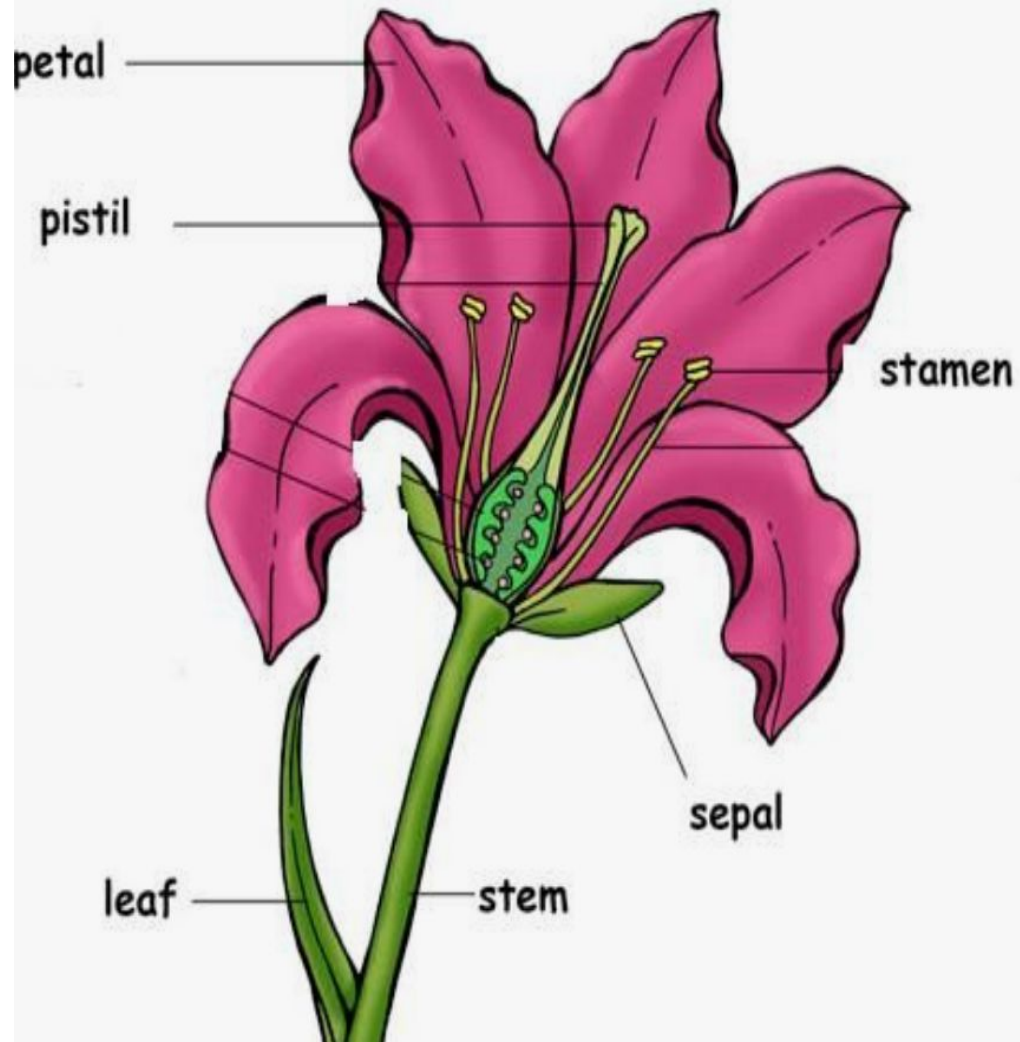
Week 1

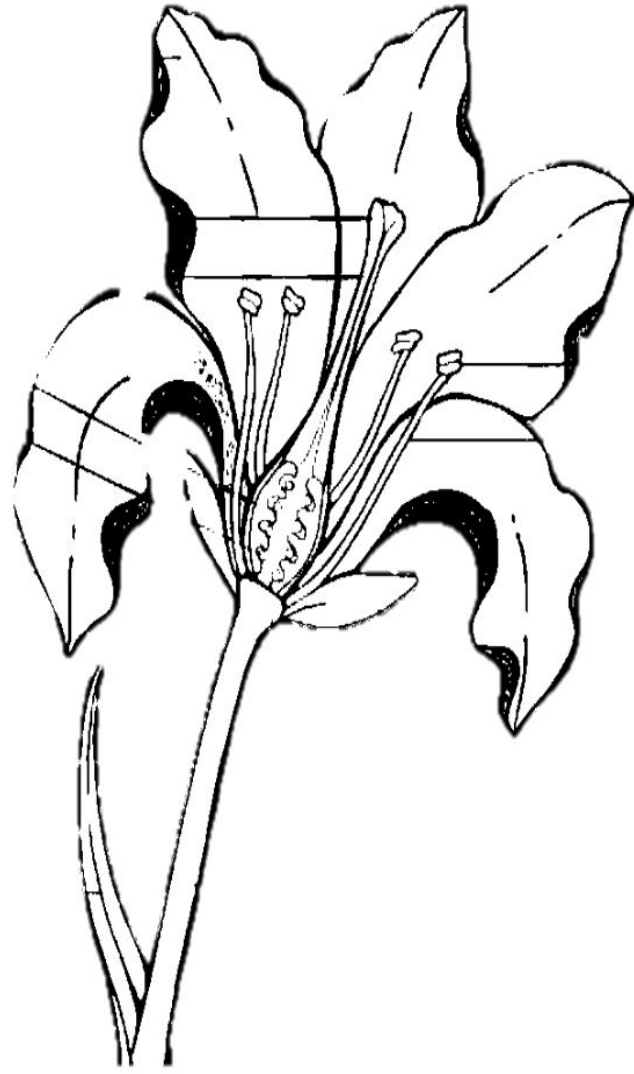
STEPPING STONES MONTESSORI SCHOOL

4 and 5 Year Olds	Monday 3/16	Tuesday 3/17	Wednesday 3/18	Thursday 3/19	Friday 3/20
Practical Life		Cook or bake Care for plants Create a food work Cutting apples Peeling an orange Cutting a banana	Sort laundry Fold laundry Put laundry away	Dust or clean tables in home Wash windows	Vacuum carpets Sweep floors
Sensorial		Using a string, measure 5 things in the house. Draw pictures of things measured and place them in order from biggest to smallest repeat	Color matching Create 10 single-colored large circles on 10 pieces of paper. Locate one item and place on the appropriate color repeat	Using utensils in the kitchen order and sort the smallest to the largest. Draw a picture to show work	Taste 4 different foods: sour food, salty food, sweet food, and bitter food. Draw a chart of foods and record reactions to food using a face drawing.
Language		Practice writing numbers and Practice writing letters	Using letters write 6 words that rhyme with hot	Make a picture and tell a story about it. The adult writes down the story.	Repeat Monday - Wednesday works Read yesterday's story
Math		Practice teens	Sing 10,20,30,song and write the numbers up to 100	Print out and cut numbers Place in order	Repeat any work from the week
Culture		Parts of a flower Draw and label	Plant flower seeds	Repeat Flower work from Monday	Find a plant in your home to take care of. What will you need?

Week 1

The Parts of the Flower





STEPPING STONES MONTESSORI SCHOOL

5 and 6 year old students	Monday 3/16	Tuesday 3/17	Wednesday 3/18	Thursday 3/19	Friday 3/20
Practical life		Make a green lunch <ul style="list-style-type: none"> Resource 	Dust tables Sweep floor Plan and pack a lunch to eat later	Sort laundry Fold laundry Make a lunch	Plant care Water all plants in house Take out garbage
Reading		St. Patrick's Day (Provided Resource)	Choose book from BookFlix	Choose book from BookFlix or home	At 10:30 join Beth G. on our first zoom meeting. Invitations will be on ParentSquare We will share our journals
Writing		Phonetic Word worksheet (Provided Resource)	Journal Topic: How do I feel today	Journal Topic: My favorite animal is	Journal Topic: My favorite at home activity is
Math		Print and cut out Stamp Game (Provided Resource)	4 addition problems using stamp game $\begin{array}{r} 2222 \quad 3421 \\ +1243 \quad +1234 \\ \hline \end{array}$ $\begin{array}{r} 4781 \quad 5723 \\ +5218 \quad +1265 \\ \hline \end{array}$	Create 4 new addition problems	Write down all the ways you can make 10. Ex. 1+9= Or 11-1=
Culture		<u>St Patrick's Day</u> Read fact sheet color sheet	Write a report (Provided form)	<u>Spring</u> Read book	Choose a book from the Scholastic reading site. Follow link provided

SAINT PATRICK'S DAY

WHY DO WE WEAR GREEN ON ST. PATRICK'S DAY?

Traditionally, the color green represents Ireland, or the Emerald Isle. However, according to legend the color green also has the magical power to make people invisible to leprechauns or other fairy creatures. That means that wearing green can save you from getting pinched by these mischievous fairies. If you don't wear green on St. Patrick's Day, watch out!



WHY SHAMROCKS?

In ancient Ireland a shamrock was a symbol of the rebirth of spring, and was considered a sacred plant. In the 1600s the shamrock became a symbol of Irish *nationalism*. During the time when the English were invading Ireland, people would wear shamrocks as a symbol of their *heritage*.



WHERE DID THE LEPRECHAUN COME FROM?

The "lobaircin", or leprechaun, most likely originated from Celtic folklore and their belief in fairies—tiny men and women who had magical powers, used for both good and evil. In Celtic tales, leprechauns were the ones who mended shoes for other fairies. They were grumpy and mean-spirited, and best known for their trickery. The leprechaun was never a symbol of St. Patrick's Day, but in 1959 a Disney film was released that transformed the leprechaun's image into that of a cheery, good-hearted soul.

WHO IS SAINT PATRICK?



St. Patrick is the patron saint of Ireland, although he was actually born in England. As a youth he was taken prisoner by the Irish and held in captivity there for six years. During that time he became a *devout* Christian. It is said that he heard God's voice, which helped him escape captivity, and that later he had visions of an angel, who told him to return to Ireland as a missionary. It is widely believed that Patrick was the one who introduced Christianity to Ireland. It is also believed that he died on March 17, which is how St. Patrick's Day was born.

Resources

Practical Life

[Green Lunch](#)

Reading

Sign in to:

Scholastic: Watch & Learn
Library (PreK - 3)

<http://bit.ly/2Ud3Rf8>

Username: Learning20

Password: Clifford

*Free until April 20th



[Watch the St. Patricks Day Video via Watch&Learn!](#)

Writing

Please supply your child with a notebook to write journal entries.

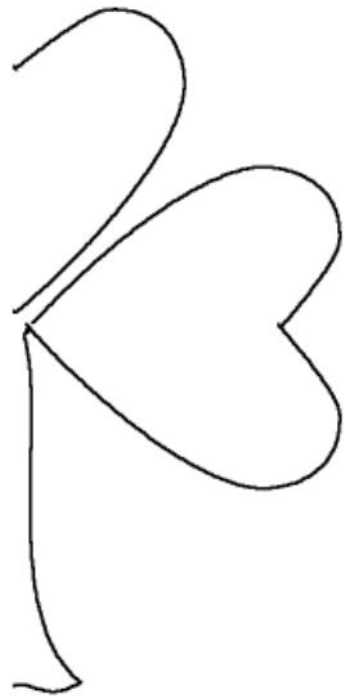
Math

Print out and have your child cut. [Stamp game instructions](#)
[Stamp Game](#)

Culture

[Spring Book](#)

St. Patrick's Activity Book



I can finish the drawing.

St. Patrick's Activity Book

ayd	neerg

opt	odlg

arMch	ainbrow





I can unscramble the words.

Name: _____








CLOVER SKIP COUNTING

Directions: Fill in the missing numbers by skip counting by 10's.

30   60  

 20   50 

  70  80  

40     90

 30  50  

Name: _____

LUCKY WORD FAMILIES

Directions: Color the words that match the word family.



sad

mad

bed

lad



hen

pin

den

ten



sip

top

pop

hop



hot

dot

not

pet

Report

Name: _____

Date: _____

Animal name: _____

I live: _____

3 Interesting Facts About Me:

1. _____

2. _____

3. _____
